



Operating Instructions

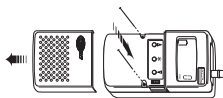
863 Valley View Road, Eighty Four, PA 15330 USA
Tel: 724-941-9701 Fax: 724-941-1369 e-mail: skctech@skcinc.com
www.skcinc.com

Battery Pack for Pocket Pump®

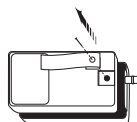
1. To remove a battery pack, press down on the sliding keypad cover near the SKC logo. Push the keypad cover down and away from the display until it is free from the pump case.



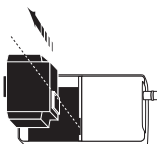
2. Lay the pump on a flat surface with the LCD facing upwards. Remove the two screws on the front panel of the pump.



3. Turn the pump over so the LCD faces down. Remove the belt clip by unscrewing the single locking screw, and remove the battery compartment cover.

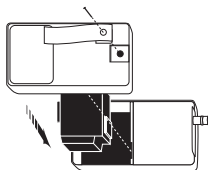


4. Unplug the old battery pack by carefully lifting it upwards, and remove it from the pump.

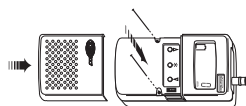


5. Completely charge the new battery pack **detached** from the pump. This initial slow charge will provide optimum battery performance.

6. To install a new battery pack **after** charging, align the jack on the replacement battery pack with the pins on the pump. Press into place. Replace the battery compartment cover and belt clip removed in Step 4.



7. Turn the pump over so the LCD faces upwards. Replace the two screws on the front panel of the pump (do not overtighten the screws). Replace the keypad cover by aligning it with the ridges on each side of the keypad, pressing it down, and pushing it upward.



Cautions:

- Use of a repaired or rebuilt battery pack voids any warranty and the UL Listing for intrinsic safety.
- Do not charge or operate pump from charger in hazardous locations!
- Use only the SKC-approved chargers and battery packs designated for the Pocket Pump to ensure reliable performance. Failure to do so voids intrinsic safety and any warranty.
- Failure to follow warnings and cautions voids any warranty.

SKC Limited Warranty and Return Policy

SKC products are subject to the SKC Limited Warranty and Return Policy, which provides SKC's sole liability and the buyer's exclusive remedy. To view the complete SKC Limited Warranty and Return Policy, go to <http://www.skcinc.com/warranty.asp>.